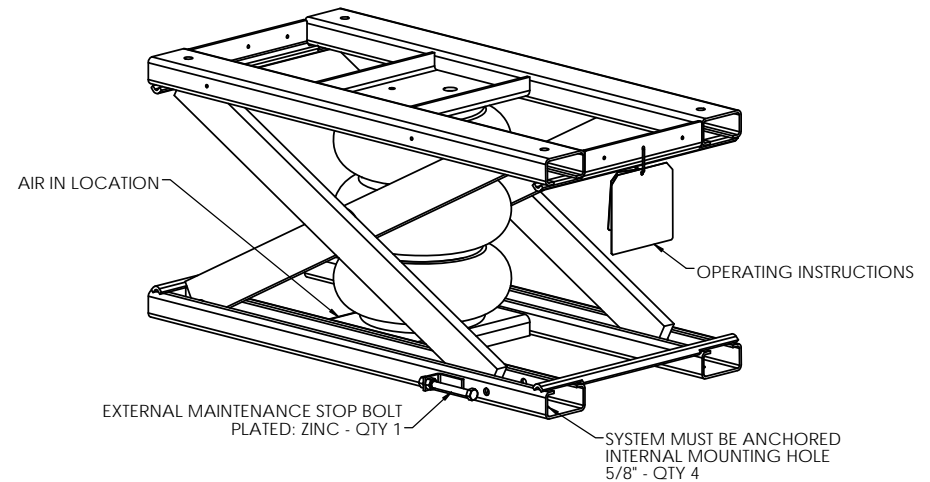
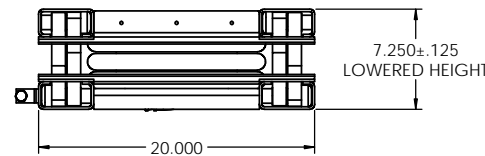
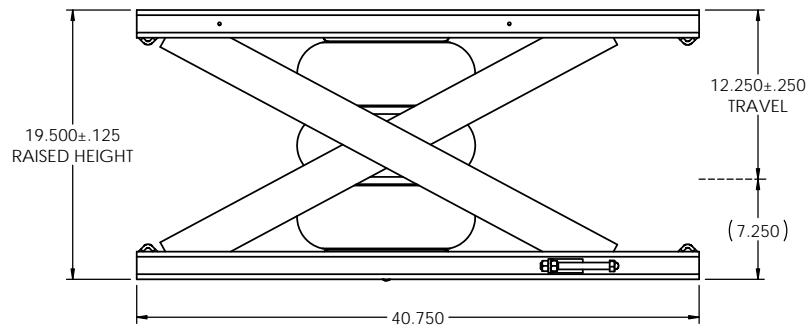
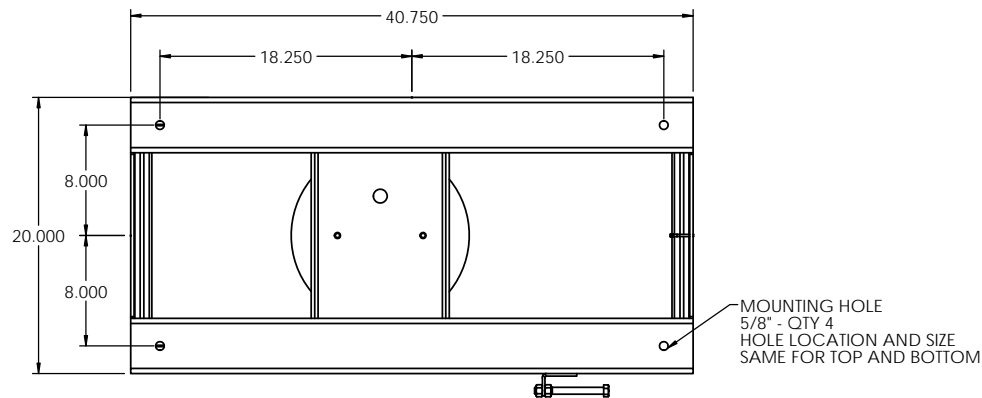


PART #: ALS04-XX-20-2041



#### SPECIFICATIONS - STANDARD

CAPACITY:	1,000 - 3,000 LBS
	ALL LOADS MUST BE EVENLY DISTRIBUTED
	LIFT MAY NOT RAISE TO FULL HEIGHT
	WITH MAXIMUM CAPACITY LOAD
CONTROLLER:	OPTIONAL
CONTROLLER MOUNT:	OPTIONAL
INTERNAL VALVE:	NONE
AIR FEED LINE:	1/2" MINIMUM
AIR PRESSURE:	70 - 100 PSI
CONTROLLER HOSE:	12 FEET
SKIRT:	OPTIONAL
	(ADD 3-1/2 INCHES PER SIDE TO BASE
	OF LIFT DIMENSIONS FOR SKIRTING)
COLOR: LIFT:	HERKULES SAFETY ORANGE
SCISSORS:	HERKULES SAFETY WHITE
SAFETY FEATURES:	PRESSURE RELIEF VALVE - QTY 1
	CHECK VALVE - OPTIONAL
	EXTERNAL MAINTENANCE STOP BOLT - QTY 1
WEIGHT SHIPPED:	290 LBS (APPROXIMATE)

THE NEED FOR SAFETY DEVICES VARIES WITH EACH APPLICATION OF THIS PRODUCT THIS DRAWING MAY NOT INCLUDE ALL APPROPRIATE SAFETY DEVICES FOR YOUR APPLICATION.

NOTE: SOME DETAILS ARE NOT INCLUDED ON THIS DRAWING FOR MORE DETAILED SPECIFICATIONS, PLEASE INQUIRE

#### PROPRIETARY

THE INFORMATION CONTAINED ON THIS DRAWING IS PROPRIETARY. IT IS THE SOLE PROPERTY OF HERKULES EQUIPMENT CORPORATION. ANY REPRODUCTION IN PART OR AS A WHOLE WITHOUT THE WRITTEN PERMISSION OF HERKULES EQUIPMENT CORPORATION IS PROHIBITED AND MAY BE UNLAWFUL

TOLERANCES  
UNLESS OTHERWISE NOTED  
X ± .250  
.XX ± .125  
.XXX ± 0.030  
.XXXX ± 0.0050  
ANGLE ± 1°



DESCRIPTION: A-SERIES LIFT SCISSOR

DRN: TEP	PART NO.: ALS04-XX-20-2041	CHD BY:	DWG NO.: 20161933	REV:	SHEET: 1 of 1
----------	----------------------------	---------	-------------------	------	---------------