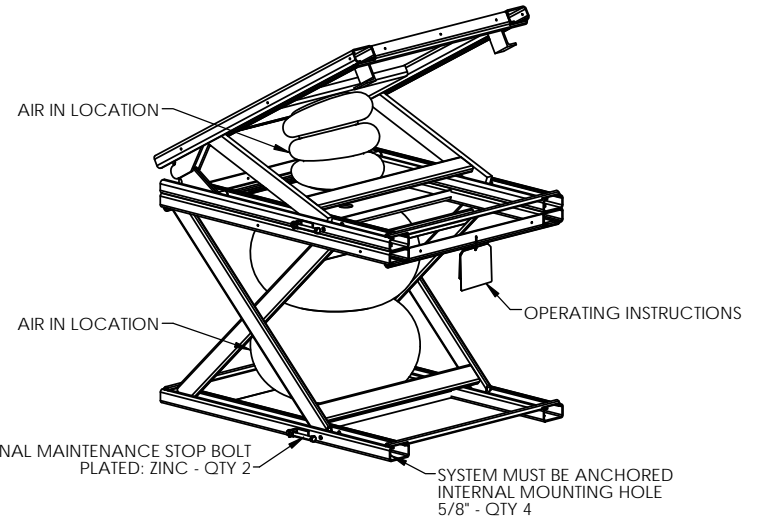
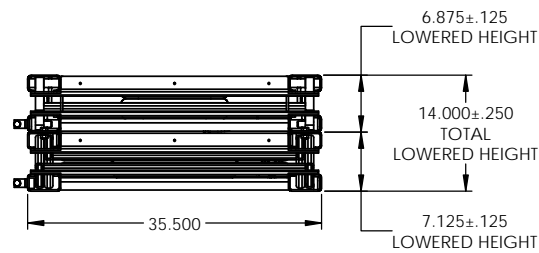
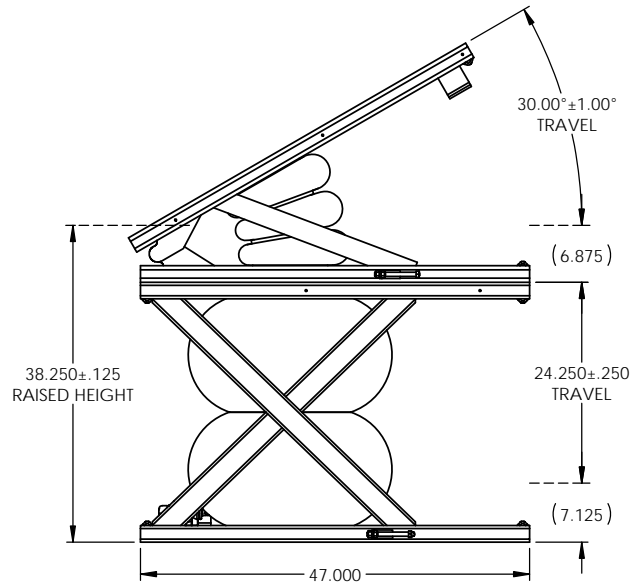
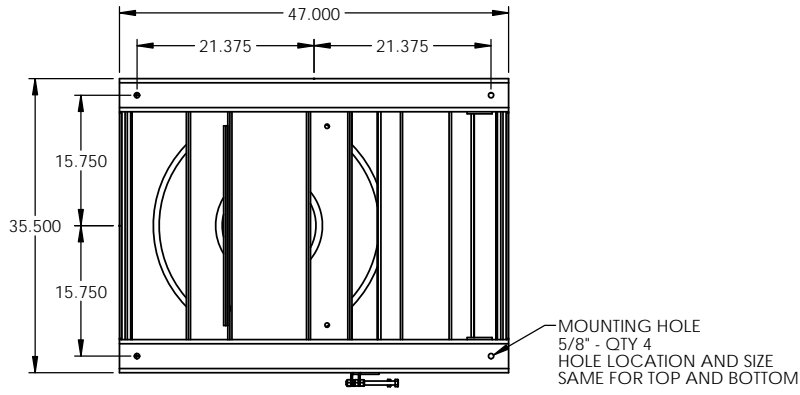


PART #: ALTS10-XX-38-3647



SPECIFICATIONS - STANDARD

- CAPACITY: 1,000 - 3,000 LBS
ALL LOADS MUST BE EVENLY DISTRIBUTED
LIFT MAY NOT RAISE TO FULL HEIGHT WITH MAXIMUM CAPACITY LOAD
- CONTROLLER: OPTIONAL
- CONTROLLER MOUNT: OPTIONAL
- INTERNAL VALVE: LIFT: INTERNAL NON-PILOTED EXHAUST
TILT: INTERNAL FLOW CONTROL VALVE
- AIR FEED LINE: 1/2" MINIMUM
- AIR PRESSURE: 70 - 100 PSI
- CONTROLLER HOSE: 12 FEET
- SKIRT: LIFT: OPTIONAL
TILT: OPTIONAL
(ADD 3-1/2 INCHES PER SIDE TO BASE OF LIFT DIMENSIONS FOR SKIRTING)
- COLOR: LIFT: HERKULES SAFETY ORANGE
LIFT SCISSORS: HERKULES SAFETY WHITE
TILT: HERKULES SAFETY ORANGE
TILT SCISSOR: HERKULES SAFETY WHITE
- SAFETY FEATURES: PRESSURE RELIEF VALVE - QTY 2
CHECK VALVE - OPTIONAL
EXTERNAL MAINTENANCE STOP BOLT - QTY 2
610 LBS (APPROXIMATE)
- WEIGHT: 610 LBS (APPROXIMATE)

THE NEED FOR SAFETY DEVICES VARIES WITH EACH APPLICATION OF THIS PRODUCT THIS DRAWING MAY NOT INCLUDE ALL APPROPRIATE SAFETY DEVICES FOR YOUR APPLICATION.

NOTE: SOME DETAILS ARE NOT INCLUDED ON THIS DRAWING FOR MORE DETAILED SPECIFICATIONS, PLEASE INQUIRE

PROPRIETARY

THE INFORMATION CONTAINED ON THIS DRAWING IS PROPRIETARY. IT IS THE SOLE PROPERTY OF HERKULES EQUIPMENT CORPORATION. ANY REPRODUCTION IN PART OR AS A WHOLE WITHOUT THE WRITTEN PERMISSION OF HERKULES EQUIPMENT CORPORATION IS PROHIBITED AND MAY BE UNLAWFUL.

TOLERANCES UNLESS OTHERWISE NOTED
X ± .250
.XX ± .125
.XXX ± 0.030
.XXXX ± 0.0050
ANGLE ± 1°



DESCRIPTION: A-SERIES LIFT AND TILT SCISSOR

| | |
|------------------|----------------------------|
| DRN: TEP | PART NO: ALTS10-XX-38-3647 |
| DATE: 7-13-16 | CHKD BY: _____ |
| DWG NO: 20161938 | REV: _____ |
| SHEET: 1 of 1 | |