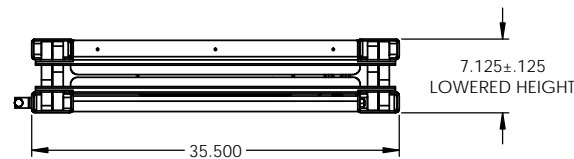
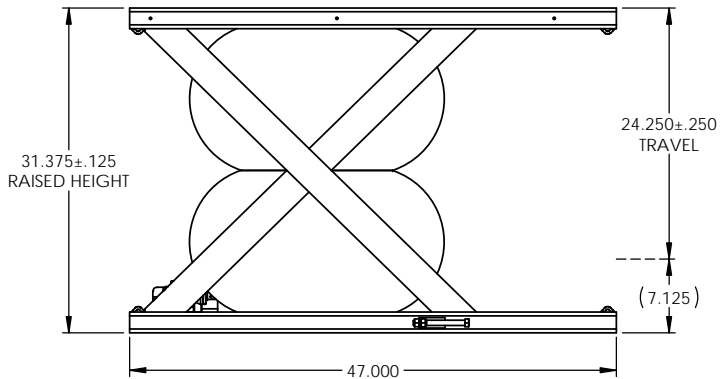
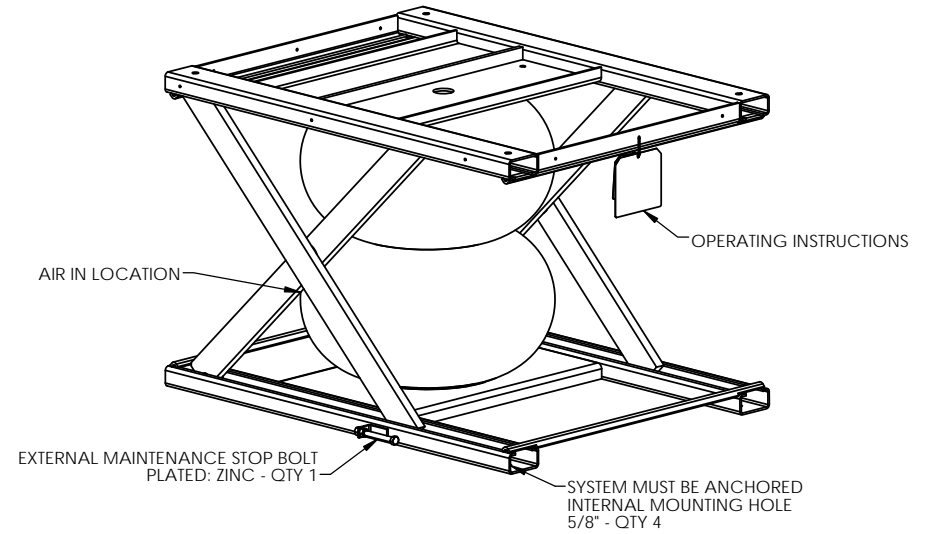
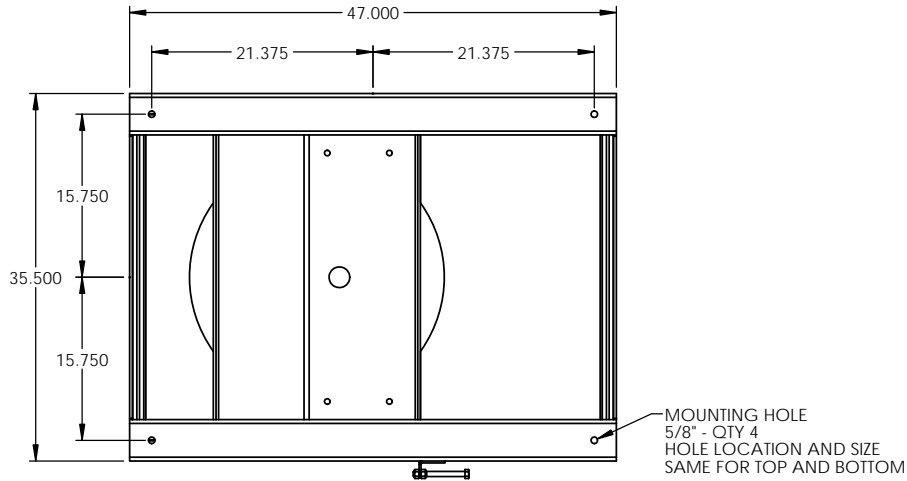


PART #: ALS02-XX-31-3647



**SPECIFICATIONS - STANDARD**

- CAPACITY: 4,000 - 6,000 LBS  
ALL LOADS MUST BE EVENLY DISTRIBUTED  
LIFT MAY NOT RAISE TO FULL HEIGHT  
WITH MAXIMUM CAPACITY LOAD
- CONTROLLER: OPTIONAL
- CONTROLLER MOUNT: OPTIONAL
- INTERNAL VALVE: INTERNAL NON-PILOTED EXHAUST
- AIR FEED LINE: 1/2" MINIMUM
- AIR PRESSURE: 70 - 100 PSI
- CONTROLLER HOSE: 12 FEET
- SKIRT: OPTIONAL  
(ADD 3-1/2 INCHES PER SIDE TO BASE  
OF LIFT DIMENSIONS FOR SKIRTING)
- COLOR: LIFT: HERKULES SAFETY ORANGE  
SCISSORS: HERKULES SAFETY WHITE
- SAFETY FEATURES: PRESSURE RELIEF VALVE - QTY 1  
CHECK VALVE - OPTIONAL  
EXTERNAL MAINTENANCE STOP BOLT - QTY 1  
440 LBS (APPROXIMATE)

THE NEED FOR SAFETY DEVICES VARIES WITH EACH APPLICATION OF THIS PRODUCT THIS DRAWING MAY NOT INCLUDE ALL APPROPRIATE SAFETY DEVICES FOR YOUR APPLICATION.  
NOTE: SOME DETAILS ARE NOT INCLUDED ON THIS DRAWING FOR MORE DETAILED SPECIFICATIONS, PLEASE INQUIRE  
**PROPRIETARY**  
THE INFORMATION CONTAINED ON THIS DRAWING IS PROPRIETARY. IT IS THE SOLE PROPERTY OF HERKULES EQUIPMENT CORPORATION. ANY REPRODUCTION IN PART OR AS A WHOLE WITHOUT THE WRITTEN PERMISSION OF HERKULES EQUIPMENT CORPORATION IS PROHIBITED AND MAY BE UNLAWFUL.

TOLERANCES UNLESS OTHERWISE NOTED  
X ± .250  
.XX ± .125  
.XXX ± 0.030  
.XXXX ± 0.0050  
ANGLE ± 1°



DRN: TEP	PART NO.: ALS02-XX-31-3647
DATE: 7-1-16	CHD BY:      DWG NO.: 20161931      REV:      SHEET: 1 of 1